

2022 KINGFISHER COUNTY ASSESSOR'S OFFICE REPORT TO THE EXCISE BOARD

07/20/2022

City/Village										
DISTRICT	DESCRIPTION	PERSONAL PROPERTY	REAL PROPERTY	PUBLIC SERVICE	TOTAL VALUATION	HOMESTEAD EXEMPTIONS	OTHER EXEMPTIONS	NET VALUATION		
T01	7-Kingfisher-C	4,293,572	33,734,860	13,210,484	51,238,916	708,269	202,354	50,328,293		
T02	16-Hennessey-C	3,600,357	11,528,029	1,809,825	16,938,211	262,339	176,213	16,499,659		
T03	105-Okarche-C	4,298,936	9,082,647	1,174,994	14,556,577	192,333	101,694	14,262,550		
T04	12-Dover-C	296,464	863,017	153,917	1,313,398	34,000	0	1,279,398		
T05	J13-Loyal-C	69,458	242,269	207,194	518,921	15,333	0	503,588		
T06	89-Cashion-C	157,362	3,453,202	300,054	3,910,618	59,000	74,240	3,777,378		
CITY/VILLAGE TOTAL VALUATION		12,716,149	58,904,024	16,856,468	88,476,641	1,271,274	554,501	86,650,866		
County										
DISTRICT	DESCRIPTION	PERSONAL PROPERTY	REAL PROPERTY	PUBLIC SERVICE	TOTAL VALUATION	HOMESTEAD EXEMPTIONS	OTHER EXEMPTIONS	NET VALUATION		
C001	County General	315,681,935	136,536,445	82,928,633	535,147,013	2,585,068	1,052,071	531,509,874		
COUNTY TOTAL VALUATION		315,681,935	136,536,445	82,928,633	535,147,013	2,585,068	1,052,071	531,509,874		
Other										
DISTRICT	DESCRIPTION	PERSONAL PROPERTY	REAL PROPERTY	PUBLIC SERVICE	TOTAL VALUATION	HOMESTEAD EXEMPTIONS	OTHER EXEMPTIONS	NET VALUATION		
CASH-EMS	CASHION EMS	49,235,399	15,250,213	17,788,705	82,274,317	232,843	187,794	81,853,680		
CRES-EMS	CRESCENT EMS	3,898,659	2,250,082	52,434	6,201,175	28,034	13,451	6,159,690		
KING-EMS	KINGFISHER EMS	218,547,459	88,259,119	52,072,216	358,878,794	1,734,350	541,845	356,602,599		
OTHER TOTAL VALUATION		271,681,517	105,759,414	69,913,355	447,354,286	1,995,227	743,090	444,615,969		
School										
DISTRICT	DESCRIPTION	PERSONAL PROPERTY	REAL PROPERTY	PUBLIC SERVICE	TOTAL VALUATION	HOMESTEAD EXEMPTIONS	OTHER EXEMPTIONS	NET VALUATION		
105A-Okla	105A-Okarche	67,691,465	14,283,588	12,461,545	94,436,598	284,833	145,153	94,006,612		
16A-Henn	16A-Hennessey	41,848,063	29,299,032	12,475,391	83,622,486	571,841	223,749	82,826,896		
7A-Kingf	7A-Kingfisher	45,498,070	58,659,893	22,739,337	126,897,300	1,175,795	355,461	125,366,044		
89A-Cash	89A-Cashion	49,235,399	15,250,213	17,788,705	82,274,317	232,843	187,794	81,853,680		
9B-Okean	9B-Okeane	1,032,301	504,300	11,907	1,548,508	7,000	0	1,541,508		
12A-Dove	12A-Dover	67,106,343	7,616,945	7,266,088	81,989,376	151,389	19,832	81,818,155		
185-Drum	185-Drummond	102,539	21,057	83,611	207,207	1,000	0	206,207		
192-Cima	192-Cimarron	89,479	8,735	280,002	378,216	0	0	378,216		

2022 KINGFISHER COUNTY ASSESSOR'S OFFICE REPORT TO THE EXCISE BOARD

07/20/2022

194-Mar-	194-Mar-Cov	788,969	596,650	163,483	1,549,102	6,000	51,828	1,491,274
J22-Pled	J22-Piedmont	139,067	347,257	884	487,208	4,000	33,404	449,804
J12-Cres	J12-Crescent	3,898,659	2,250,082	52,434	6,201,175	28,034	13,451	6,159,690
J13A-Lom	J13A-Lomega	38,251,581	7,698,693	9,605,246	55,555,520	122,333	21,399	55,411,788
SCHOOL TOTAL VALUATION		315,681,935	136,536,445	82,928,633	535,147,013	2,585,068	1,052,071	531,509,874

Vo-Tech

DISTRICT	DESCRIPTION	PERSONAL PROPERTY	REAL PROPERTY	PUBLIC SERVICE	TOTAL VALUATION	HOMESTEAD EXEMPTIONS	OTHER EXEMPTIONS	NET VALUATION
V-15 Cim	OT Aulry Vo-Tech	89,479	8,735	280,002	378,216	0	0	378,216
V-15 Cov	OT Aulry Vo-Tech	788,969	596,650	163,483	1,549,102	6,000	51,828	1,491,274
V-21 Gas	Francis Tuttle Vo-Tech	49,235,399	15,250,213	17,788,705	82,274,317	232,843	187,794	81,853,680
V-21 Cre	Francis Tuttle Vo-Tech	3,898,659	2,250,082	52,434	6,201,175	28,034	13,451	6,159,690
V-26 Dov	Chisholm Trail Vo-Tech	67,106,343	7,616,945	7,266,088	81,989,376	151,389	19,832	81,818,155
V-26 Kfg	Chisholm Trail Vo-Tech	45,498,070	58,659,893	22,739,337	126,897,300	1,175,795	355,461	125,366,044
V-26 Lom	Chisholm Trail Vo-Tech	38,251,581	7,698,693	9,605,246	55,555,520	122,333	21,399	55,411,788
V-6 Pled	Canadian Valley Vo-Tech	139,067	347,257	884	487,208	4,000	33,404	449,804
VO-TECH TOTAL VALUATION		205,007,567	92,428,468	57,896,179	355,332,214	1,720,394	683,169	352,928,651

I, Carrie Turner, Assessor of Kingfisher County Oklahoma, do hereby certify that the foregoing is a true and correct statement of valuations for Real Estate, Personal Property, Public Service and Homestead Exemptions as certified by the State Board of Equalization and shown by the records in the County Assessor's office. Subscribed by my name and affixed the seal of the County Assessor's office on this day of 07/20/2022.

State of Oklahoma)
Kingfisher County) SS

Carrie Turner
July 20, 2022

Carrie Turner
County Assessor
Kingfisher County

I, Jeannie Boevers, County Clerk of Kingfisher County Oklahoma, do hereby certify that the above is a true, correct and complete list of the valuations of Kingfisher County Oklahoma as certified by the Kingfisher County Assessor's office.

Jeannie Boevers

Jeannie Boevers
County Clerk
Kingfisher County

Excise Board:

Myron Threier

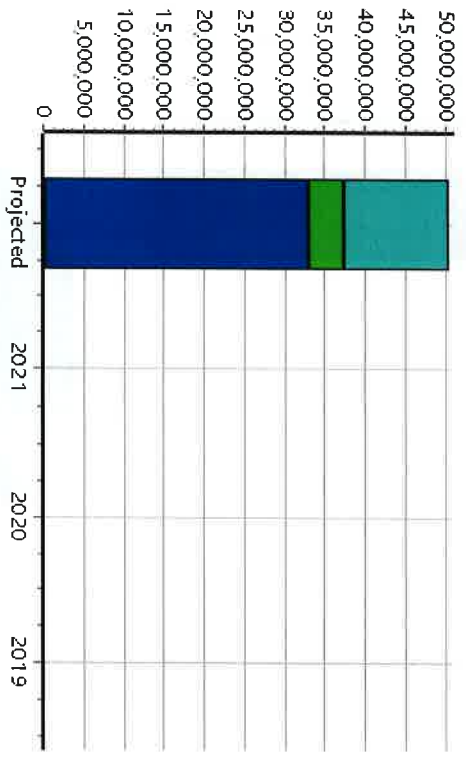
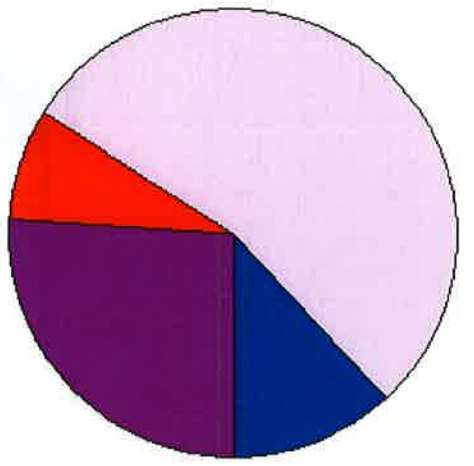
Timmy Beekabole

Jim Whitlock

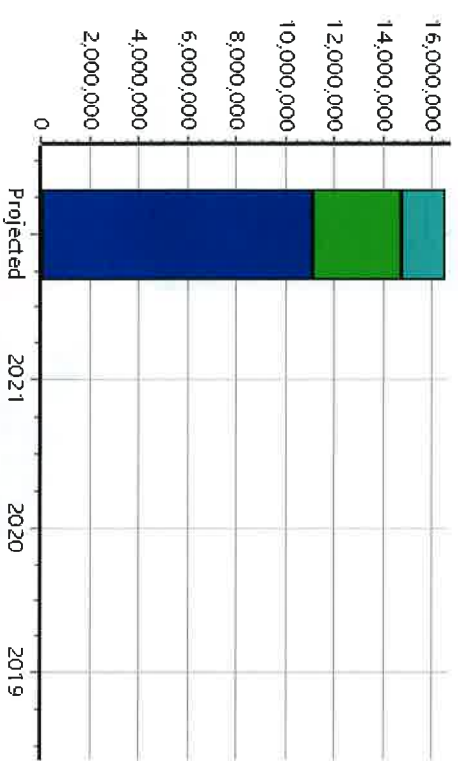
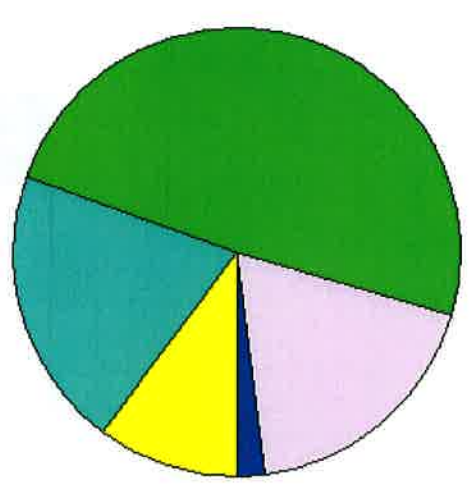
7/20/2022
Date



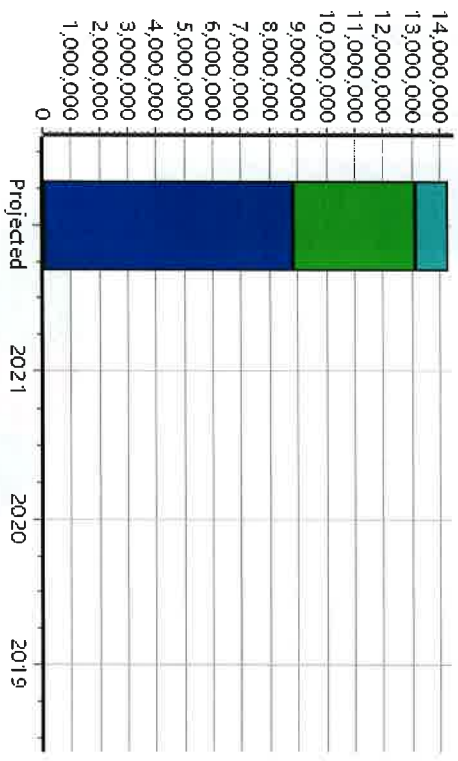
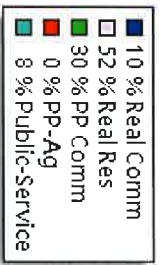
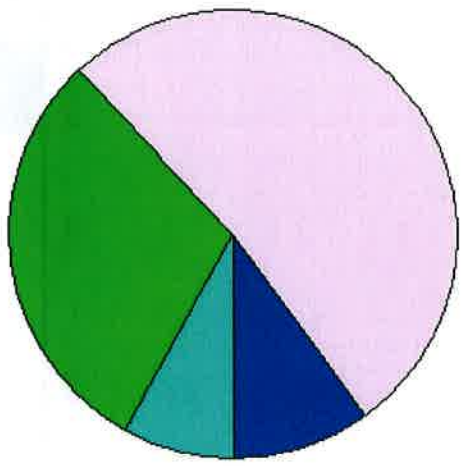
Real	Count	Value
Agricultural	0	0
Commercial	264	6,342,873
Residential	2,056	27,391,987
Total Real Value	2,320	33,734,860
Homestead	713	708,269
Veteran	11	202,354
Other	0	0
Total Exempt	727	910,623
TIF Increment Value		
Net Assessed		32,824,237
Under Protest		
Senior Freeze	67	296,182
Capped Parcels	999	5,104,155
Personal	Count	Value
Agricultural	7	31,394
Commercial	304	4,300,512
Mobile Home	103	169,515
Total Personal	414	4,501,421
Total Exempt	1	207,849
TIF Increment Value		
Net Assessed		4,293,572
Under Protest		
Public Service	Count	Value
Total PS Value	16	13,210,484
TIF Increment Value		
Net Assessed		13,210,484
Under Protest		
District Totals		
Total Gross Value		51,446,765
Homestead Loss		708,269
Other Exemption Loss		410,203
TIF Increment Value		
Retained TIF Value		
Net Assessed Value		50,328,293
Under Protest		



Real	Count	Value
Agricultural	28	341,611
Commercial	196	3,201,878
Residential	878	7,984,540
Total Real Value	1,102	11,528,029
Homestead	264	262,339
Veteran	9	176,213
Other	0	0
Total Exempt	273	438,552
TIF Increment Value		
Net Assessed		11,089,477
Under Protest		
Senior Freeze	13	63,234
Capped Parcels	571	2,244,570
Personal	Count	Value
Agricultural	8	21,942
Commercial	167	3,437,117
Mobile Home	99	149,706
Total Personal	274	3,608,765
Total Exempt	1	8,408
TIF Increment Value		
Net Assessed		3,600,357
Under Protest		
Public Service	Count	Value
Total PS Value	15	1,809,825
TIF Increment Value		
Net Assessed		1,809,825
Under Protest		
District Totals		
Total Gross Value		16,946,619
Homestead Loss		262,339
Other Exemption Loss		184,621
TIF Increment Value		
Retained TIF Value		
Net Assessed Value		16,499,659
Under Protest		



Real	Count	Value
Agricultural	0	0
Commercial	45	1,574,992
Residential	429	7,507,655
Total Real Value	474	9,082,647
Homestead	192	192,333
Veteran	5	101,694
Other	0	0
Total Exempt	198	294,027
TIF Increment Value		
Net Assessed		8,788,620
Under Protest		
Senior Freeze	6	46,074
Capped Parcels	333	4,040,369
Personal	Count	Value
Agricultural	2	985
Commercial	53	4,403,771
Mobile Home	0	0
Total Personal	55	4,404,756
Total Exempt	1	105,820
TIF Increment Value		
Net Assessed		4,298,936
Under Protest		
Public Service	Count	Value
Total PS Value	8	1,174,994
TIF Increment Value		
Net Assessed		1,174,994
Under Protest		
District Totals		
Total Gross Value		14,662,397
Homestead Loss		192,333
Other Exemption Loss		207,514
TIF Increment Value		
Retained TIF Value		
Net Assessed Value		14,262,550
Under Protest		



Real Count Value

Agricultural	0	0
Commercial	29	142,592
Residential	167	720,425
Total Real Value	196	863,017
Homestead	34	34,000
Veteran	0	0
Other	0	0
Total Exempt	34	34,000

TIF Increment Value

Net Assessed 829,017

Under Protest

Senior Freeze	1	927
Capped Parcels	160	401,825

Personal Count Value

Agricultural	4	57,212
Commercial	19	115,358
Mobile Home	43	123,894
Total Personal	66	296,464
Total Exempt	0	0

TIF Increment Value

Net Assessed 296,464

Under Protest

Public Service	Count	Value
Total PS Value	9	153,917

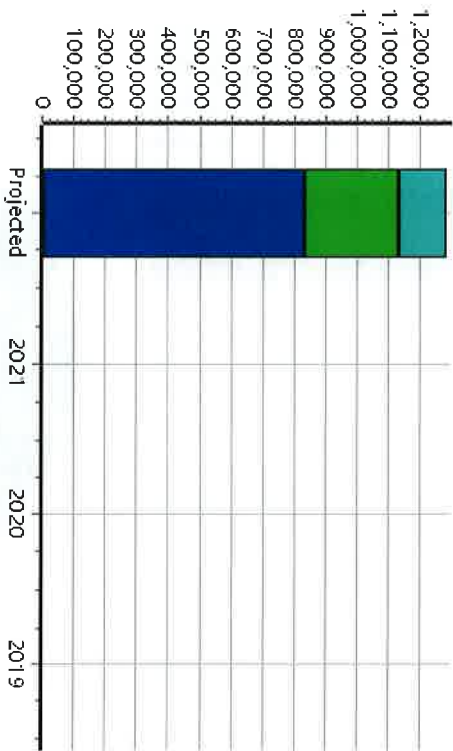
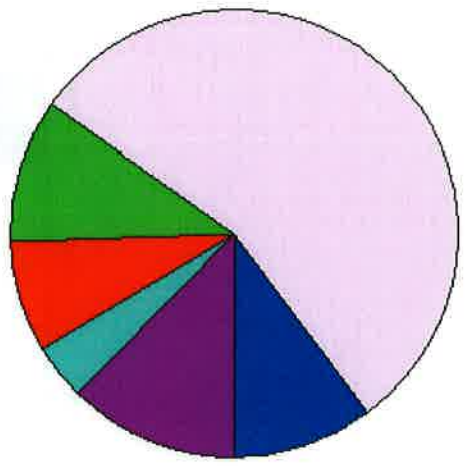
TIF Increment Value

Net Assessed 153,917

Under Protest

District Totals

Total Gross Value	1,313,398
Homestead Loss	34,000
Other Exemption Loss	0
TIF Increment Value	
Retained TIF Value	
Net Assessed Value	1,279,398
Under Protest	



Real	Count	Value
Agricultural	1	42
Commercial	9	93,110
Residential	57	149,117
Total Real Value	67	242,269
Homestead	16	15,333
Veteran	0	0
Other	0	0
Total Exempt	16	15,333

TIF Increment Value

Net Assessed 226,936

Under Protest

Senior Freeze 1 3,420

Capped Parcels 50 85,548

Personal	Count	Value
Agricultural	3	3,486
Commercial	9	54,155
Mobile Home	4	11,817
Total Personal	16	69,458
Total Exempt	0	0

TIF Increment Value

Net Assessed 69,458

Under Protest

Public Service

Count	Value
6	207,194

TIF Increment Value

Net Assessed 207,194

Under Protest

District Totals

Total Gross Value 518,921

Homestead Loss 15,333

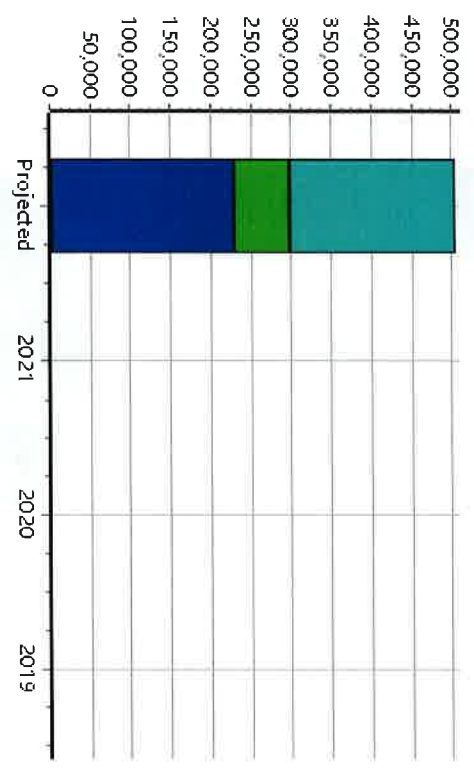
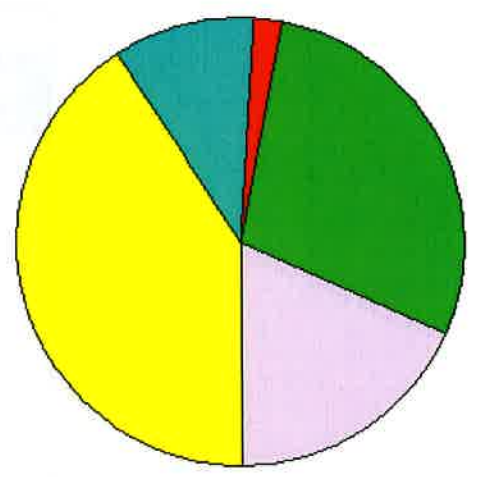
Other Exemption Loss 0

TIF Increment Value

Retained TIF Value

Net Assessed Value 503,588

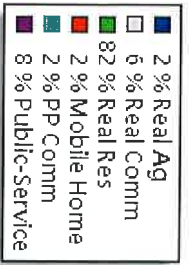
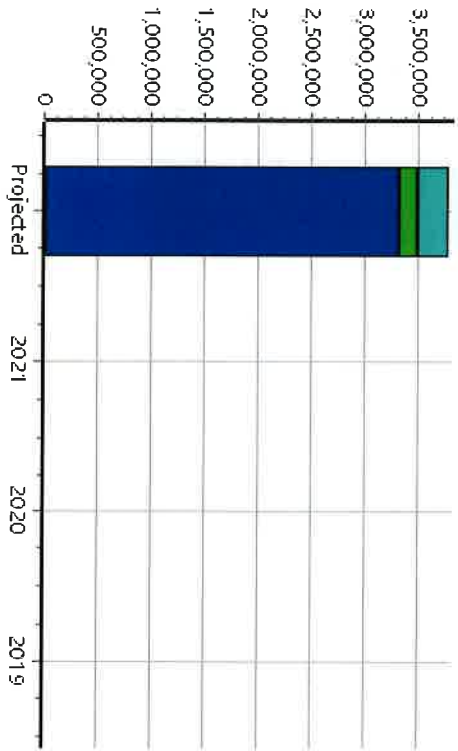
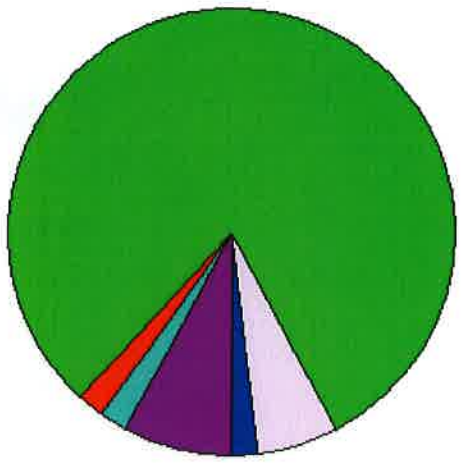
Under Protest



Real	Count	Value
Agricultural	2	55,338
Commercial	31	223,901
Residential	303	3,173,963
Total Real Value	336	3,453,202
Homestead	59	59,000
Veteran	5	74,240
Other	0	0
Total Exempt	64	133,240
TIF Increment Value		
Net Assessed		3,319,962
Under Protest		
Senior Freeze	7	21,613
Capped Parcels	251	1,001,793

Personal	Count	Value
Agricultural	0	0
Commercial	22	96,720
Mobile Home	21	60,642
Total Personal	43	157,362
Total Exempt	0	0
TIF Increment Value		
Net Assessed		157,362
Under Protest		
Public Service		
Total PS Value	5	300,054
TIF Increment Value		
Net Assessed		300,054
Under Protest		

District Totals	Count	Value
Total Gross Value		3,910,618
Homestead Loss		59,000
Other Exemption Loss		74,240
TIF Increment Value		
Retained TIF Value		
Net Assessed Value		3,777,378
Under Protest		



Real	Count	Value
Agricultural	5,375	38,380,603
Commercial	823	19,563,996
Residential	6,041	78,591,846
Total Real Value	12,239	136,536,445
Homestead	2,601	2,585,068
Veteran	51	1,052,071
Other	0	0
Total Exempt	2,656	3,637,139

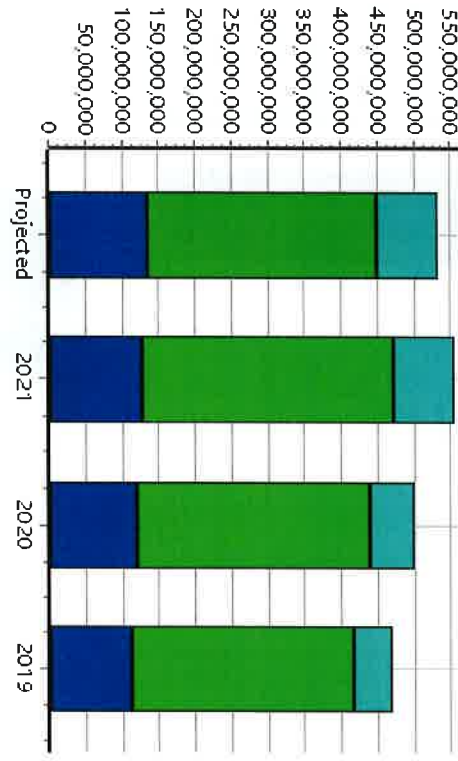
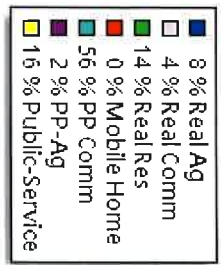
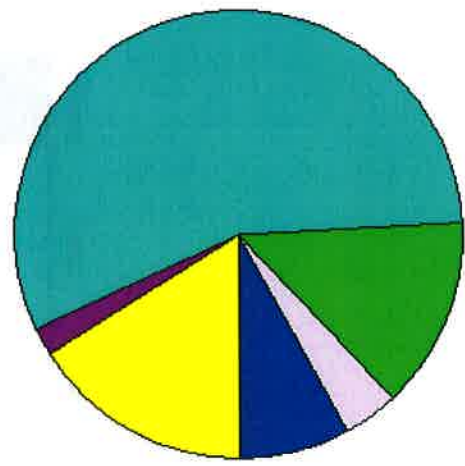
TIF Increment Value		
Net Assessed		132,899,306
Under Protest	0	0
Senior Freeze	150	785,929
Capped Parcels	5,139	26,288,476

Personal	Count	Value
Agricultural	998	8,694,207
Commercial	1,288	305,076,651
Mobile Home	596	2,235,716
Total Personal	2,882	316,006,574
Total Exempt	5	324,639
TIF Increment Value		
Net Assessed		315,681,935
Under Protest	33	-442,223,547

Public Service	Count	Value
Total PS Value	209	82,928,633
TIF Increment Value		
Net Assessed		82,928,633
Under Protest	0	0

District Totals	Count	Value
Total Gross Value		535,471,652
Homestead Loss		2,585,068
Other Exemption Loss		1,376,710

TIF Increment Value		
Retained TIF Value		
Net Assessed Value		531,509,874
Under Protest		-442,223,547



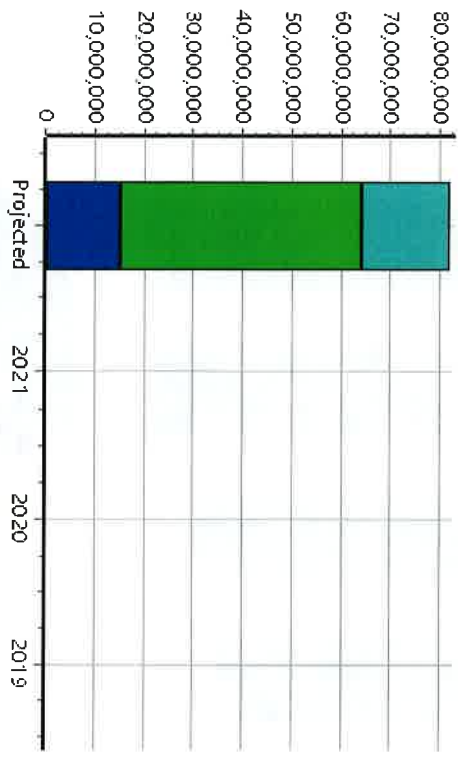
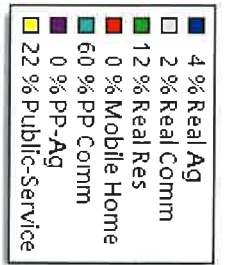
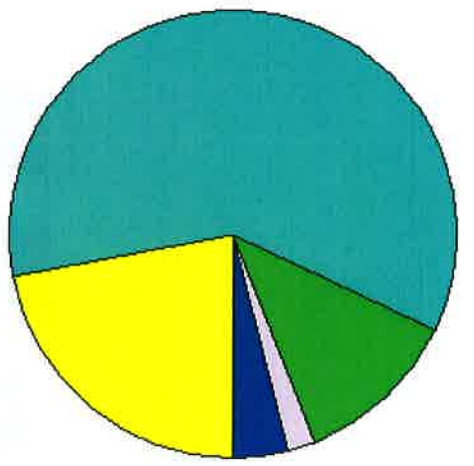
CASH-EMS CASHION EMS

District Type : Other

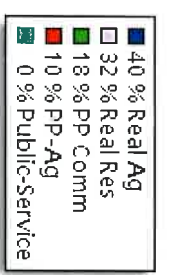
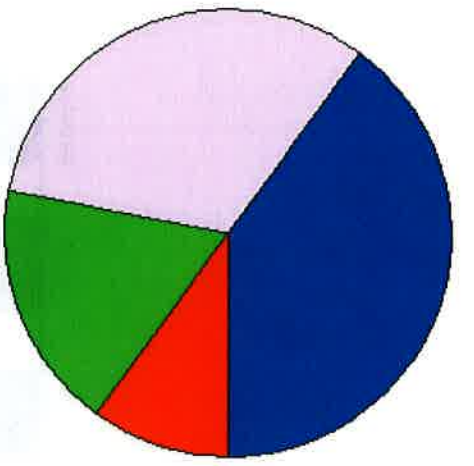
Real	Count	Value
Agricultural	473	3,668,488
Commercial	52	898,918
Residential	822	10,682,807
Total Real Value	1,347	15,250,213
Homestead	235	232,843
Veteran	8	187,794
Other	0	0
Total Exempt	243	420,637
TIF Increment Value		
Net Assessed		14,829,576
Under Protest	0	0
Senior Freeze	17	122,841
Capped Parcels	772	3,833,647

Personal	Count	Value
Agricultural	97	309,997
Commercial	100	48,687,957
Mobile Home	52	237,445
Total Personal	249	49,235,399
Total Exempt	0	0
TIF Increment Value		
Net Assessed		49,235,399
Under Protest	3	-65,366,897
Public Service		
Total PS Value	31	17,788,705
TIF Increment Value		
Net Assessed		17,788,705
Under Protest	0	0

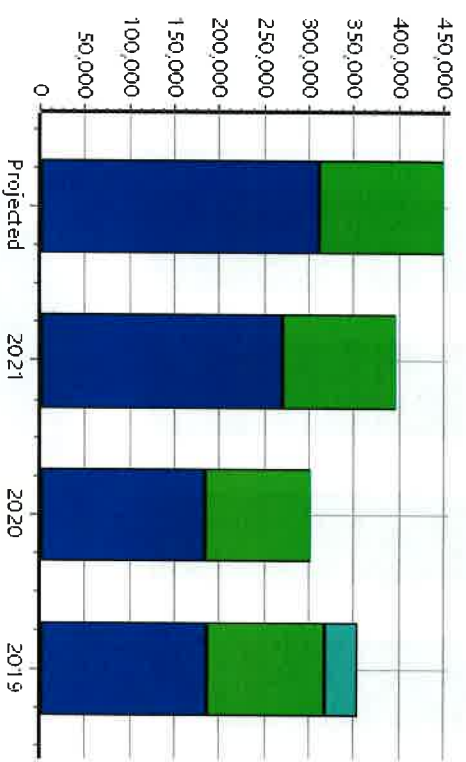
District Totals	Count	Value
Total Gross Value		82,274,317
Homestead Loss		232,843
Other Exemption Loss		187,794
TIF Increment Value		
Retained TIF Value		81,853,680
Net Assessed Value		81,853,680
Under Protest		-65,366,897



Real	Count	Value
Agricultural	20	192,005
Commercial	0	0
Residential	8	155,252
Total Real Value	28	347,257
Homestead	4	4,000
Veteran	1	33,404
Other	0	0
Total Exempt	5	37,404
TIF Increment Value		
Net Assessed		309,853
Under Protest	0	0
Senior Freeze	0	0
Capped Parcels	11	91,035



Personal	Count	Value
Agricultural	4	46,882
Commercial	5	92,185
Mobile Home	0	0
Total Personal	9	139,067
Total Exempt	0	0
TIF Increment Value		
Net Assessed		139,067
Under Protest	1	-206,025
Public Service		
Total PS Value	3	884
TIF Increment Value		
Net Assessed		884
Under Protest	0	0



District Totals	Count	Value
Total Gross Value		487,208
Homestead Loss		4,000
Other Exemption Loss		33,404
TIF Increment Value		
Retained TIF Value		449,804
Net Assessed Value		449,804
Under Protest		-206,025

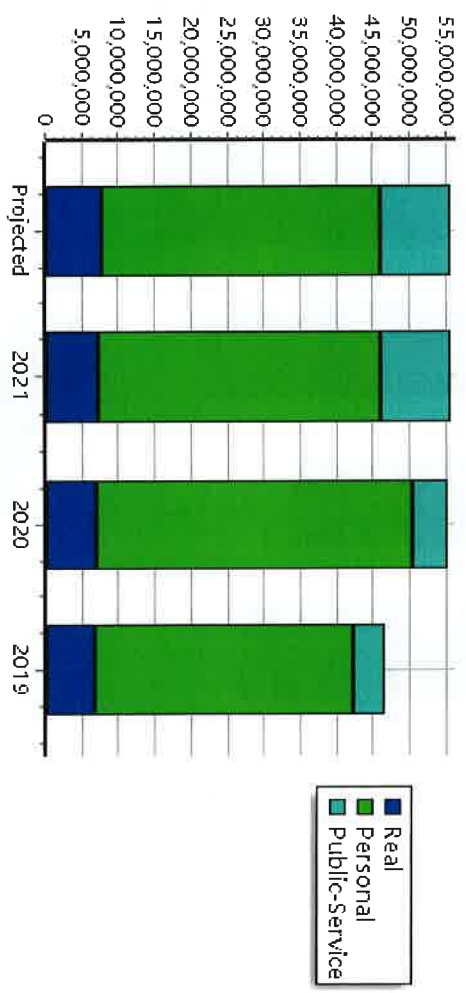
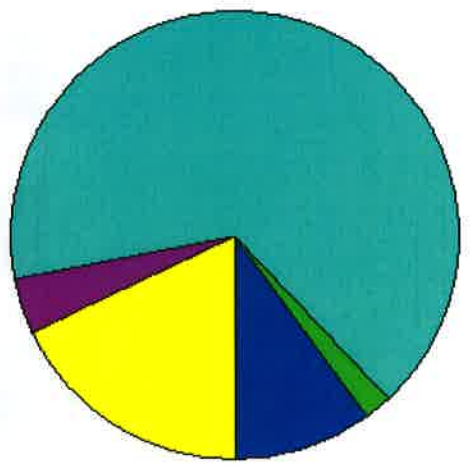
Real	Count	Value
Agricultural	900	5,695,892
Commercial	30	551,500
Residential	190	1,451,301
Total Real Value	1,120	7,698,693
Homestead	123	122,333
Veteran	1	21,399
Other	0	0
Total Exempt	124	143,732

TIF Increment Value	Net Assessed	Under Protest	Senior Freeze	Capped Parcels
	7,554,961	0	38,936	1,301,462
		0		

Personal	Count	Value
Agricultural	123	1,818,101
Commercial	71	36,259,305
Mobile Home	26	174,175
Total Personal	220	38,251,581
Total Exempt	0	0
TIF Increment Value		
Net Assessed		38,251,581
Under Protest	3	-13,956,108

Public Service	Count	Value
Total PS Value	23	9,605,246
TIF Increment Value		
Net Assessed		9,605,246
Under Protest	0	0

District Totals	Total Gross Value	Homestead Loss	Other Exemption Loss	TIF Increment Value	Retained TIF Value	Net Assessed Value	Under Protest
	55,555,520	122,333	21,399		55,411,788		-13,956,108



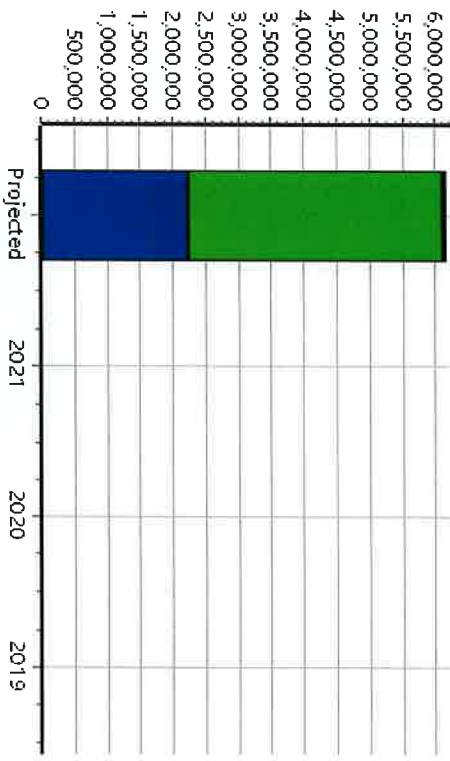
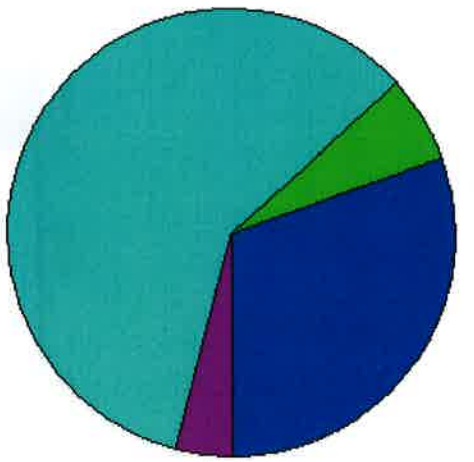
Real	Count	Value
Agricultural	192	1,830,608
Commercial	5	30,848
Residential	30	388,626
Total Real Value	227	2,250,082
Homestead	29	28,034
Veteran	1	13,451
Other	0	0
Total Exempt	30	41,485

TIF Increment Value		
Net Assessed		2,208,597
Under Protest	0	0
Senior Freeze	2	13,711
Capped Parcels	82	695,254

Personal	Count	Value
Agricultural	31	258,220
Commercial	30	3,609,189
Mobile Home	6	31,250
Total Personal	67	3,898,659
Total Exempt	0	0
TIF Increment Value		
Net Assessed		3,898,659
Under Protest	3	-5,230,064

Public Service	Count	Value
Total PS Value	5	52,434
TIF Increment Value		
Net Assessed		52,434
Under Protest	0	0

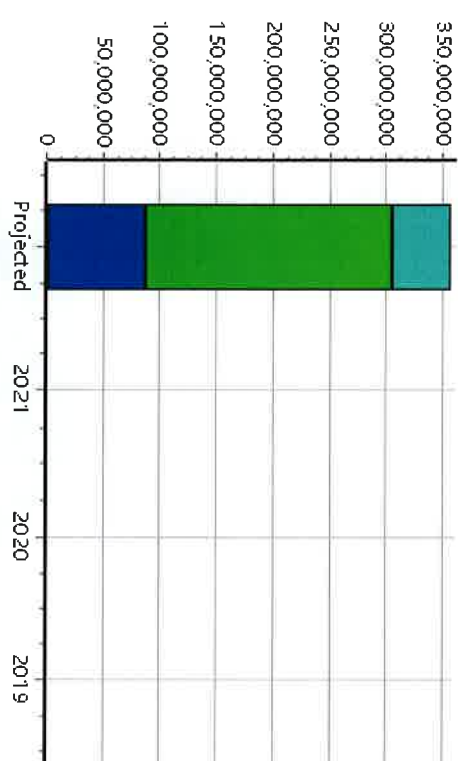
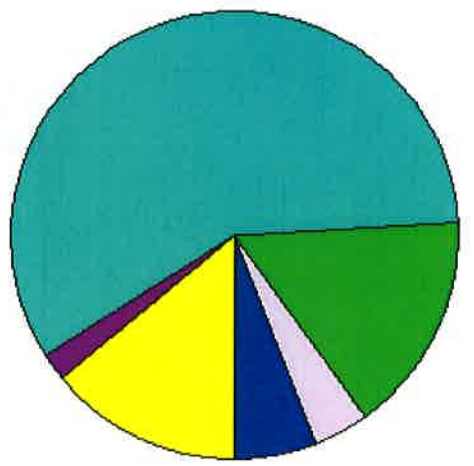
District Totals	Count	Value
Total Gross Value		6,201,175
Homestead Loss		28,034
Other Exemption Loss		13,451
TIF Increment Value		
Retained TIF Value		
Net Assessed Value		6,159,690
Under Protest		-5,230,064



Real	Count	Value
Agricultural	3,243	20,865,574
Commercial	492	13,277,503
Residential	3,812	54,116,042
Total Real Value	7,547	88,259,119
Homestead	1,744	1,734,350
Veteran	27	541,845
Other	0	0
Total Exempt	1,775	2,276,195
TIF Increment Value		
Net Assessed		85,982,924
Under Protest	0	0
Senior Freeze	106	545,389
Capped Parcels	3,085	16,779,478

Personal	Count	Value
Agricultural	578	6,090,161
Commercial	806	211,383,792
Mobile Home	287	1,389,175
Total Personal	1,671	218,863,128
Total Exempt	3	315,669
TIF Increment Value		
Net Assessed		218,547,459
Under Protest	13	-304,922,984
Public Service		
Total PS Value	115	52,072,216
TIF Increment Value		
Net Assessed		52,072,216
Under Protest	0	0

District Totals	Count	Value
Total Gross Value		359,194,463
Homestead Loss		1,734,350
Other Exemption Loss		857,514
TIF Increment Value		
Retained TIF Value		
Net Assessed Value		356,602,599
Under Protest		-304,922,984



Real	Count	Value
Agricultural	454	2,934,150
Commercial	61	1,808,561
Residential	514	9,540,877
Total Real Value	1,029	14,283,588
Homestead	285	284,833
Veteran	6	145,153
Other	0	0
Total Exempt	292	429,986

TIF Increment Value	Count	Value
Net Assessed		13,853,602
Under Protest	0	0
Senior Freeze	7	53,464
Capped Parcels	556	5,452,667

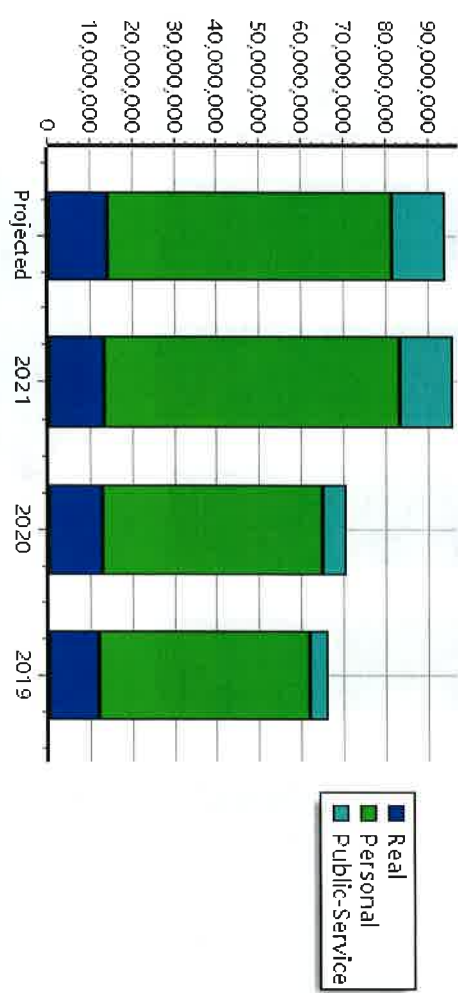
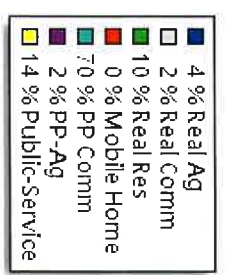
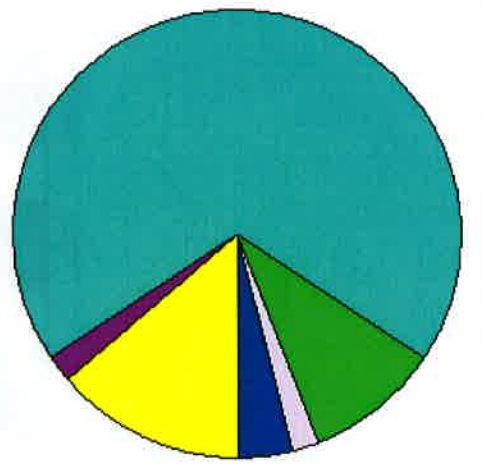
Personal	Count	Value
Agricultural	102	1,314,285
Commercial	114	66,390,598
Mobile Home	10	92,402
Total Personal	226	67,797,285
Total Exempt	1	105,820

TIF Increment Value	Count	Value
Net Assessed		67,691,465
Under Protest	2	-75,458,738

Public Service	Count	Value
Total PS Value	26	12,461,545

District Totals	Count	Value
Total Gross Value		94,542,418
Homestead Loss		284,833
Other Exemption Loss		250,973

TIF Increment Value		
Retained TIF Value		
Net Assessed Value		94,006,612
Under Protest		-75,458,738



Real	Count	Value
Agricultural	1,237	10,759,537
Commercial	273	5,350,360
Residential	1,362	13,189,135
Total Real Value	2,872	29,299,032
Homestead	575	571,841
Veteran	13	223,749
Other	0	0
Total Exempt	588	795,590

TIF Increment Value

Net Assessed		28,503,442
Under Protest	0	0
Senior Freeze	23	84,665
Capped Parcels	1,132	4,755,892

Personal

Personal	Count	Value
Agricultural	264	1,862,035
Commercial	317	39,455,305
Mobile Home	244	539,693
Total Personal	825	41,857,033
Total Exempt	2	8,970

TIF Increment Value

Net Assessed		41,848,063
Under Protest	4	-60,927,104

Public Service

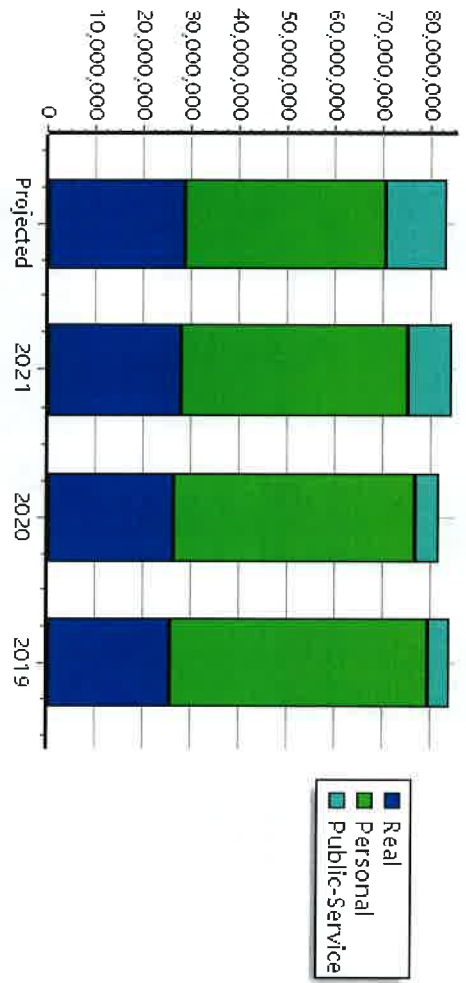
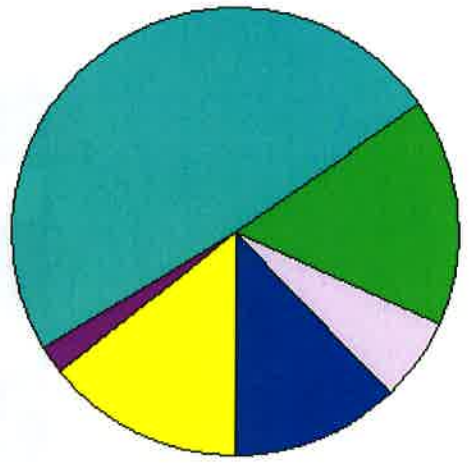
Public Service	Count	Value
Total PS Value	36	12,475,391

Net Assessed

Under Protest	0	12,475,391
----------------------	----------	-------------------

District Totals

Total Gross Value	83,631,456
Homestead Loss	571,841
Other Exemption Loss	232,719
TIF Increment Value	
Retained TIF Value	
Net Assessed Value	82,826,896
Under Protest	-60,927,104



Real **Count** **Value**

Agricultural	1,074	7,814,145
Commercial	346	10,261,007
Residential	2,788	40,584,741
Total Real Value	4,208	58,659,893
Homestead	1,183	1,175,795
Veteran	18	355,461
Other	0	0
Total Exempt	1,204	1,531,256

TIF Increment Value

Net Assessed		57,128,637
Under Protest	0	0

Personal **Count** **Value**

Agricultural	227	1,993,850
Commercial	514	42,925,217
Mobile Home	165	788,852
Total Personal	906	45,707,919
Total Exempt	2	209,849

TIF Increment Value

Net Assessed		45,498,070
Under Protest	4	-30,158,531

Public Service **Count** **Value**

Total PS Value	39	22,739,337
-----------------------	-----------	-------------------

TIF Increment Value

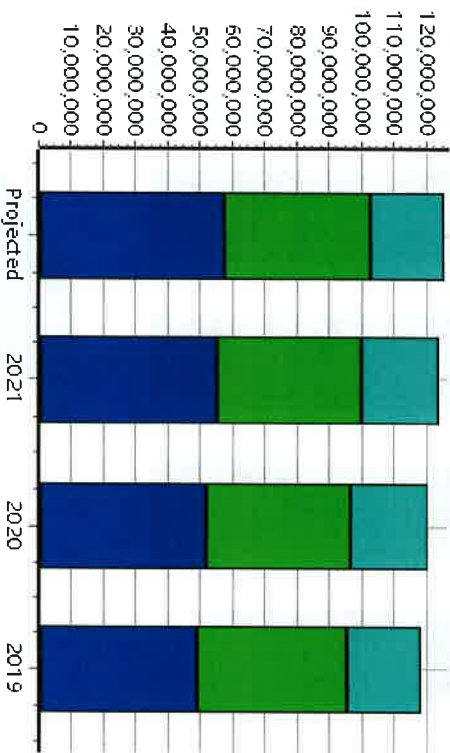
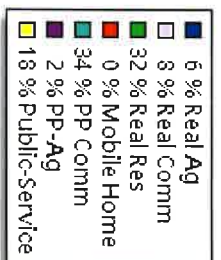
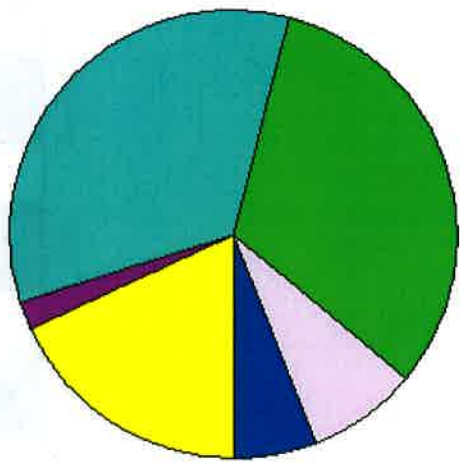
Net Assessed		22,739,337
Under Protest	0	0

District Totals

Total Gross Value		127,107,149
Homestead Loss		1,175,795
Other Exemption Loss		565,310

TIF Increment Value

Retained TIF Value		125,366,044
Net Assessed Value		125,366,044
Under Protest		-30,158,531



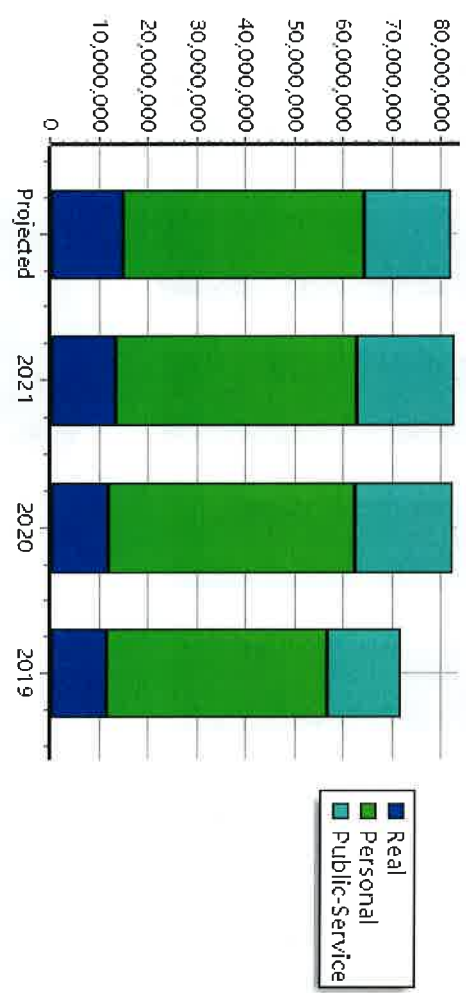
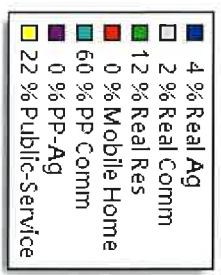
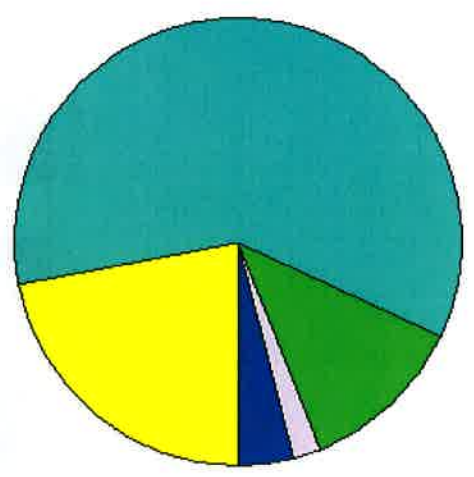
Real	Count	Value
Agricultural	473	3,668,488
Commercial	52	898,918
Residential	822	10,682,807
Total Real Value	1,347	15,250,213
Homestead	235	232,843
Veteran	8	187,794
Other	0	0
Total Exempt	243	420,637

TIF Increment Value		
Net Assessed		14,829,576
Under Protest	0	0
Senior Freeze	17	122,841
Capped Parcels	772	3,833,647

Personal	Count	Value
Agricultural	97	309,997
Commercial	100	48,687,957
Mobile Home	52	237,445
Total Personal	249	49,235,399
Total Exempt	0	0
TIF Increment Value		
Net Assessed		49,235,399
Under Protest	3	-65,366,897

Public Service	Count	Value
Total PS Value	31	17,788,705
TIF Increment Value		
Net Assessed		17,788,705
Under Protest	0	0

District Totals	Count	Value
Total Gross Value		82,274,317
Homestead Loss		232,843
Other Exemption Loss		187,794
TIF Increment Value		
Retained TIF Value		
Net Assessed Value		81,853,680
Under Protest		-65,366,897



Real	Count	Value
Agricultural	95	484,987
Commercial	1	6,367
Residential	3	12,946
Total Real Value	99	504,300
Homestead	7	7,000
Veteran	0	0
Other	0	0
Total Exempt	7	7,000

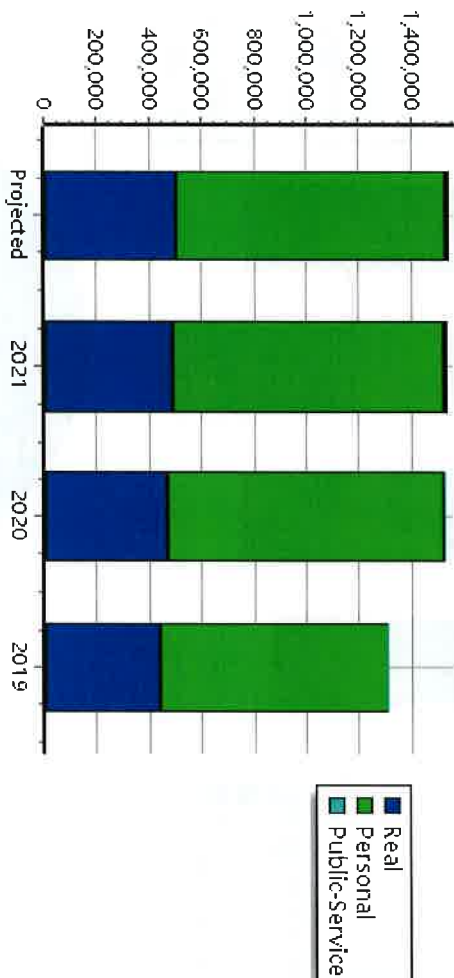
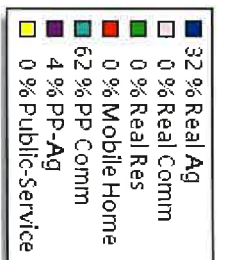
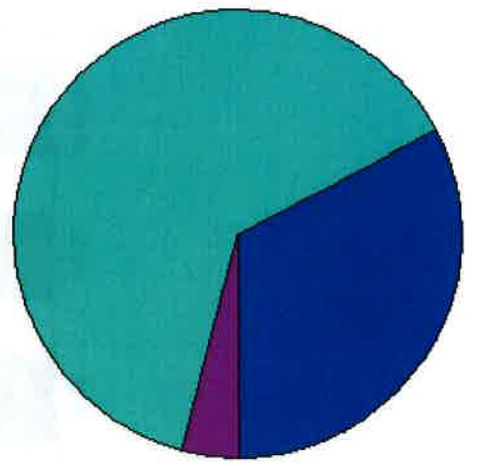
TIF Increment Value	Count	Value
Net Assessed	0	497,300
Under Protest	0	0
Senior Freeze	1	7,090
Capped Parcels	27	41,094

Personal	Count	Value
Agricultural	12	71,867
Commercial	8	950,306
Mobile Home	3	10,128
Total Personal	23	1,032,301
Total Exempt	0	0

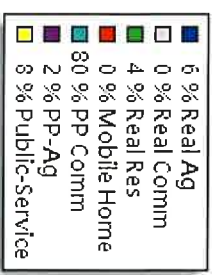
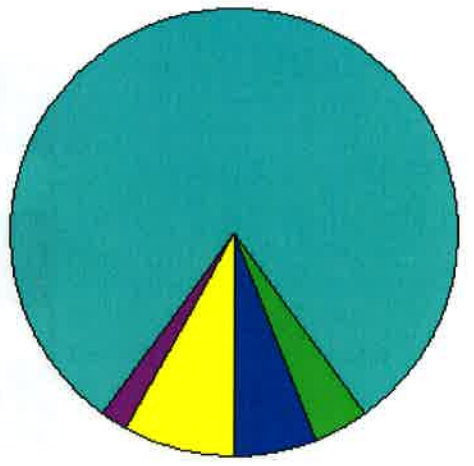
TIF Increment Value	Count	Value
Net Assessed	2	1,032,301
Under Protest	2	-3,610,180
Public Service	4	11,907

TIF Increment Value	Count	Value
Net Assessed	0	11,907
Under Protest	0	0

District Totals	Count	Value
Total Gross Value		1,548,508
Homestead Loss		7,000
Other Exemption Loss		0
TIF Increment Value		
Retained TIF Value		1,541,508
Net Assessed Value		1,541,508
Under Protest		-3,610,180



Real	Count	Value
Agricultural	815	4,421,387
Commercial	55	656,435
Residential	320	2,539,123
Total Real Value	1,190	7,616,945
Homestead	153	151,389
Veteran	2	19,832
Other	0	0
Total Exempt	155	171,221



Personal	Count	Value
Agricultural	126	963,925
Commercial	107	65,808,672
Mobile Home	86	333,746
Total Personal	319	67,106,343
Total Exempt	0	0

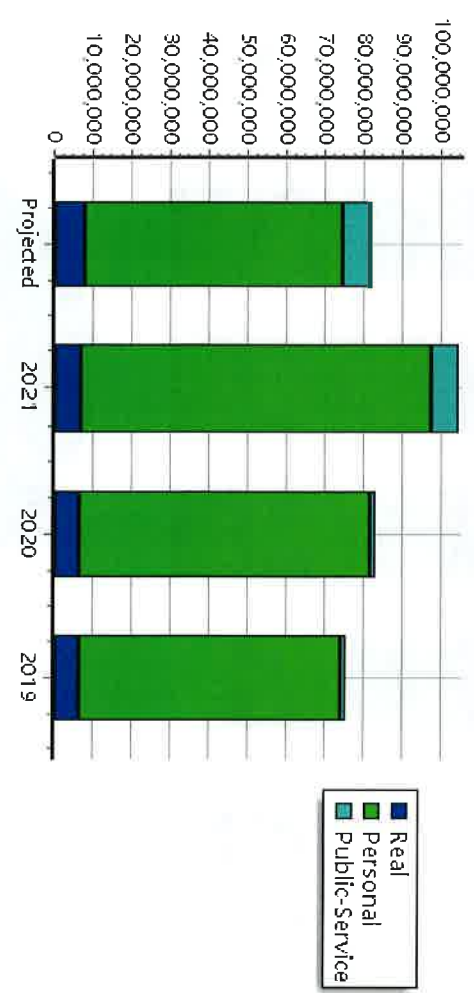
TIF Increment Value		
Net Assessed	67,106,343	
Under Protest	-185,349,607	

Public Service	Count	Value
Total PS Value	27	7,266,088

TIF Increment Value		
Net Assessed	7,266,088	
Under Protest	0	

District Totals	Count	Value
Total Gross Value		81,989,376
Homestead Loss		151,389
Other Exemption Loss		19,832

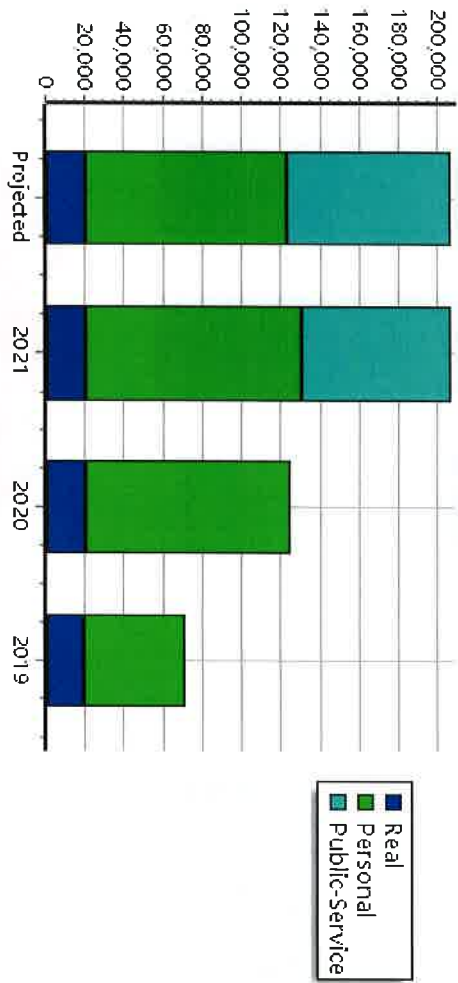
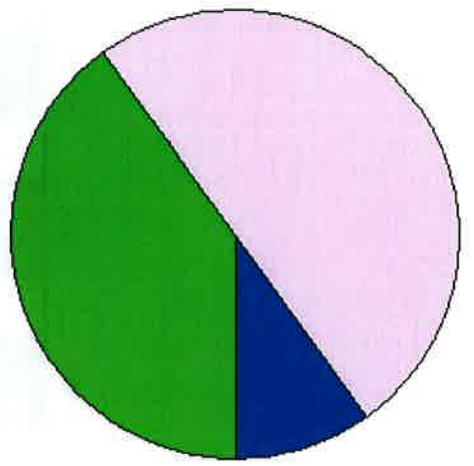
TIF Increment Value		
Retained TIF Value		81,818,155
Net Assessed Value		-185,349,607
Under Protest		



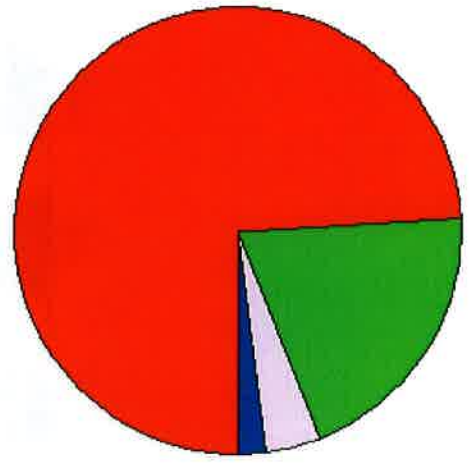
Real	Count	Value
Agricultural	5	21,057
Commercial	0	0
Residential	0	0
Total Real Value	5	21,057
Homestead	1	1,000
Veteran	0	0
Other	0	0
Total Exempt	1	1,000
TIF Increment Value		
Net Assessed		20,057
Under Protest	0	0
Senior Freeze	0	0
Capped Parcels	2	3,784

Personal	Count	Value
Agricultural	0	0
Commercial	5	102,539
Mobile Home	0	0
Total Personal	5	102,539
Total Exempt	0	0
TIF Increment Value		
Net Assessed		102,539
Under Protest	2	-233,173
Public Service		
Total PS Value	3	83,611
TIF Increment Value		
Net Assessed		83,611
Under Protest	0	0

District Totals	Count	Value
Total Gross Value		207,207
Homestead Loss		1,000
Other Exemption Loss		0
TIF Increment Value		
Retained TIF Value		206,207
Net Assessed Value		206,207
Under Protest		-233,173

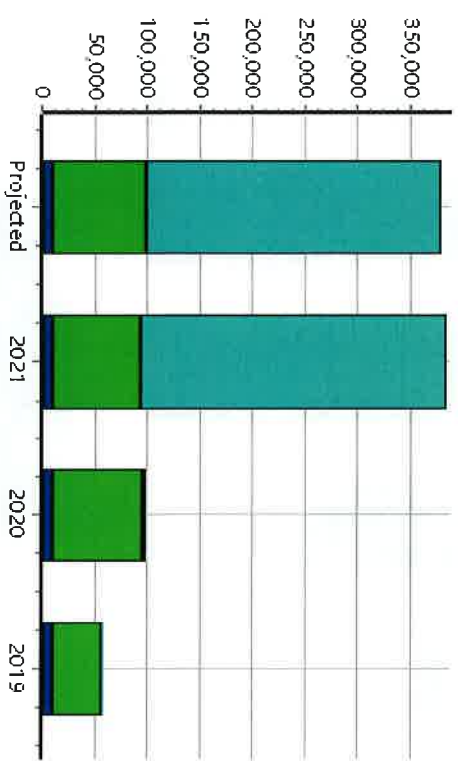


Real	Count	Value
Agricultural	6	8,735
Commercial	0	0
Residential	0	0
Total Real Value	6	8,735
Homestead	0	0
Veteran	0	0
Other	0	0
Total Exempt	0	0



2 % Real Ag
4 % Mobile Home
20 % PP Comm
74 % Public-Service

Personal	Count	Value
Agricultural	0	0
Commercial	3	72,992
Mobile Home	1	16,487
Total Personal	4	89,479
Total Exempt	0	0
TIF Increment Value		
Net Assessed		89,479
Under Protest	2	-234,836
Public Service		
Total PS Value	5	280,002
TIF Increment Value		
Net Assessed		280,002
Under Protest	0	0



Real
Personal
Public-Service

District Totals	Count	Value
Total Gross Value		378,216
Homestead Loss		0
Other Exemption Loss		0
TIF Increment Value		
Retained TIF Value		378,216
Net Assessed Value		378,216
Under Protest		-234,836

Real	Count	Value
Agricultural	104	549,612
Commercial	0	0
Residential	4	47,038
Total Real Value	108	596,650
Homestead	6	6,000
Veteran	1	51,828
Other	0	0
Total Exempt	7	57,828

TIF Increment Value	Net Assessed	Under Protest	Senior Freeze	Capped Parcels
	538,822	0	12,233	88,292
		0		

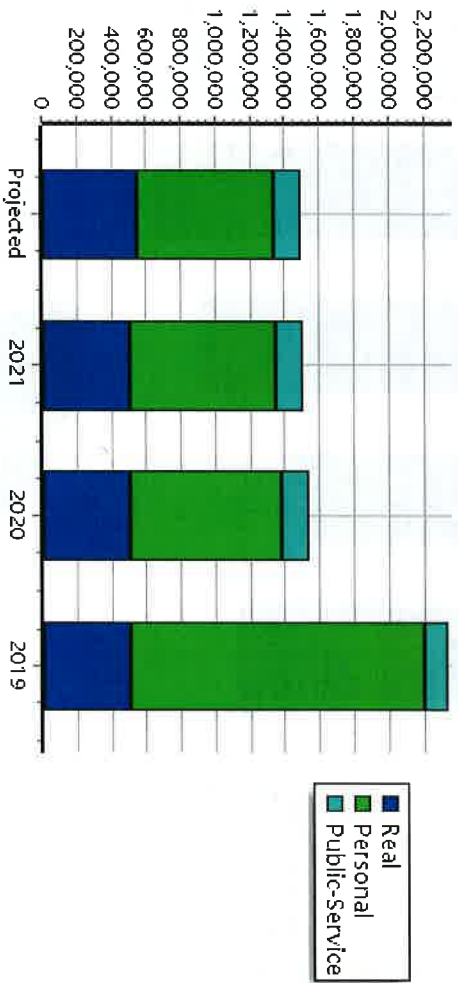
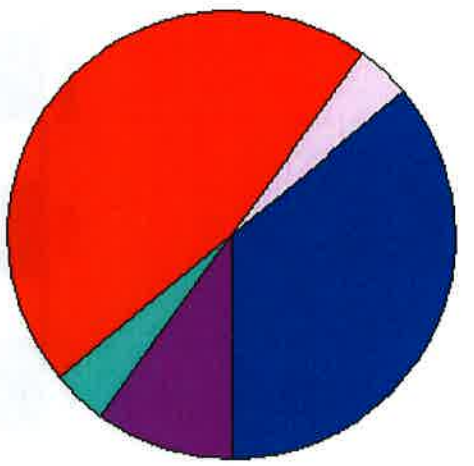
Personal	Count	Value
Agricultural	12	55,045
Commercial	14	722,386
Mobile Home	3	11,538
Total Personal	29	788,969
Total Exempt	0	0

TIF Increment Value	Net Assessed	Under Protest
	788,969	-1,492,284


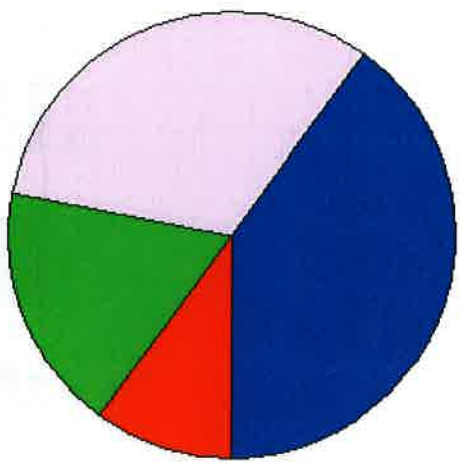
Public Service	Count	Value
Total PS Value	7	163,483

TIF Increment Value	Net Assessed	Under Protest
	163,483	0

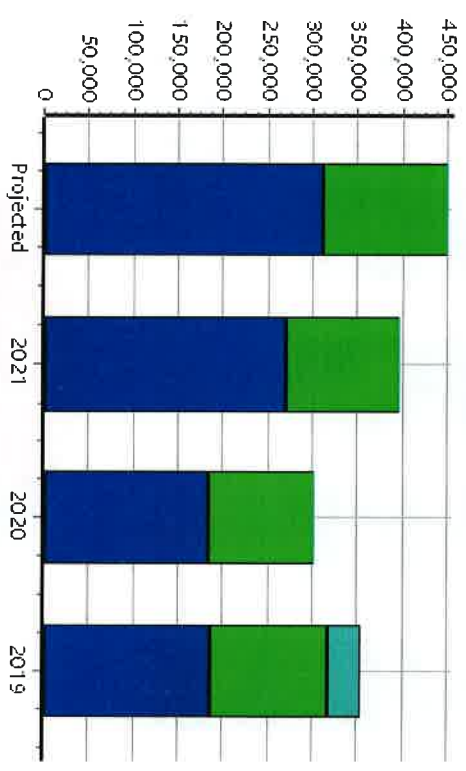
District Totals	Total Gross Value	Homestead Loss	Other Exemption Loss	TIF Increment Value	Retained TIF Value	Net Assessed Value	Under Protest
	1,549,102	6,000	51,828	1,491,274	1,491,274	-1,492,284	-1,492,284



Real	Count	Value
Agricultural	20	192,005
Commercial	0	0
Residential	8	155,252
Total Real Value	28	347,257
Homestead	4	4,000
Veteran	1	33,404
Other	0	0
Total Exempt	5	37,404
TIF Increment Value		
Net Assessed		309,853
Under Protest	0	0
Senior Freeze	0	0
Capped Parcels	11	91,035



Personal	Count	Value
Agricultural	4	46,882
Commercial	5	92,185
Mobile Home	0	0
Total Personal	9	139,067
Total Exempt	0	0
TIF Increment Value		
Net Assessed		139,067
Under Protest	1	-206,025
Public Service		
Total PS Value	3	884
TIF Increment Value		
Net Assessed		884
Under Protest	0	0



District Totals	Count	Value
Total Gross Value		487,208
Homestead Loss		4,000
Other Exemption Loss		33,404
TIF Increment Value		
Retained TIF Value		449,804
Net Assessed Value		449,804
Under Protest		-206,025

Real	Count	Value
Agricultural	192	1,830,608
Commercial	5	30,848
Residential	30	388,626
Total Real Value	227	2,250,082
Homestead	29	28,034
Veteran	1	13,451
Other	0	0
Total Exempt	30	41,485

TIF Increment Value		
Net Assessed		2,208,597
Under Protest	0	0
Senior Freeze	2	13,711
Capped Parcels	82	695,254

Personal	Count	Value
Agricultural	31	258,220
Commercial	30	3,609,189
Mobile Home	6	31,250
Total Personal	67	3,898,659
Total Exempt	0	0

TIF Increment Value		
Net Assessed		3,898,659
Under Protest	3	-5,230,064

Public Service	Count	Value
Total PS Value	5	52,434

TIF Increment Value		
Net Assessed		52,434
Under Protest	0	0

District Totals

Total Gross Value	6,201,175
Homestead Loss	28,034
Other Exemption Loss	13,451

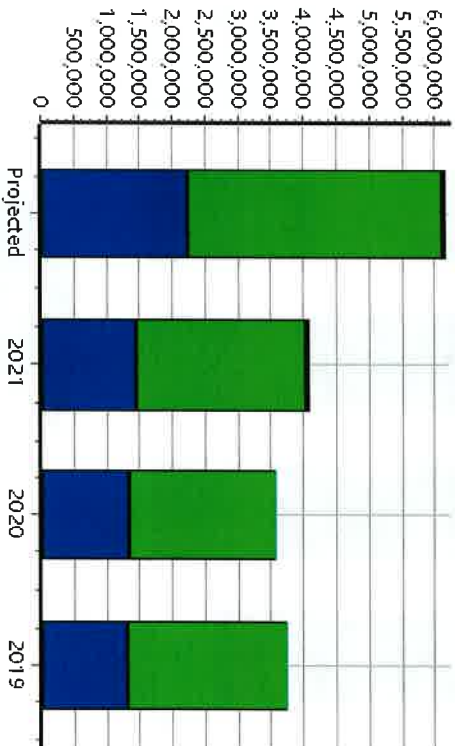

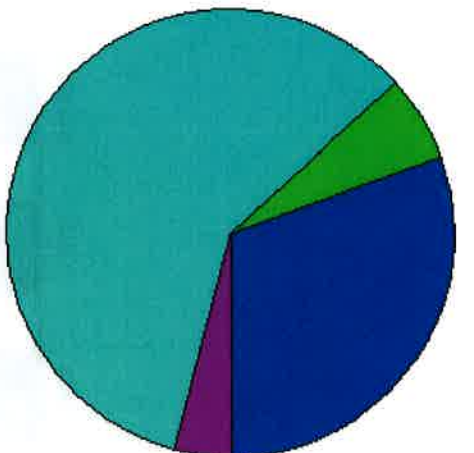
TIF Increment Value

Retained TIF Value

Net Assessed Value

Under Protest

6,159,690
-5,230,064



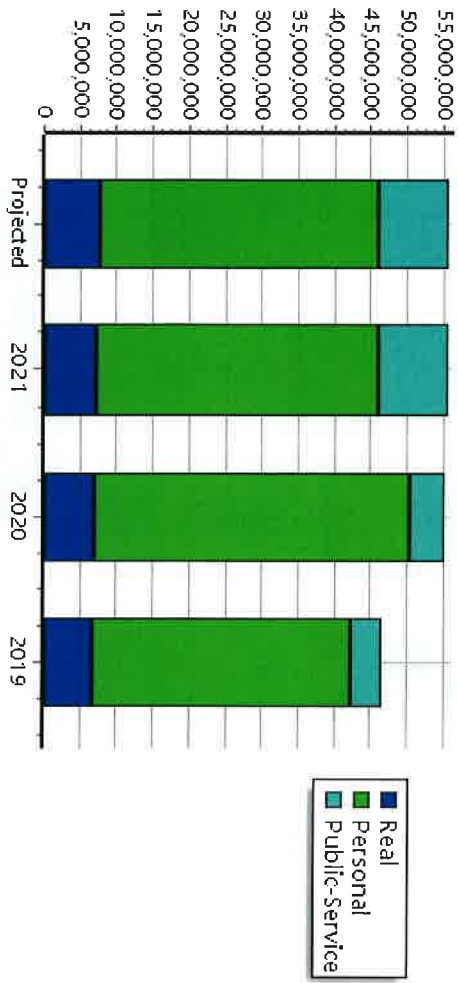
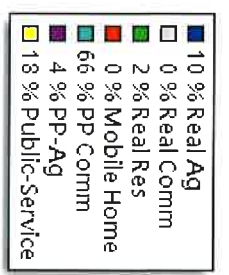
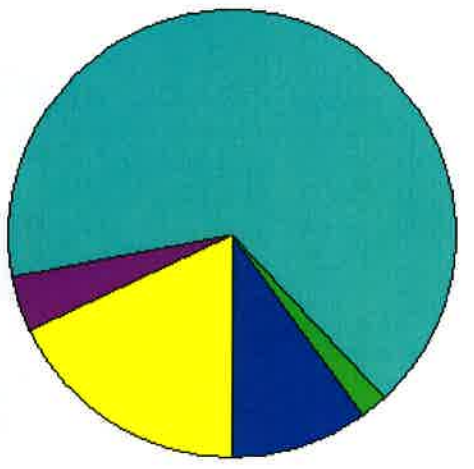
Real	Count	Value
Agricultural	900	5,695,892
Commercial	30	551,500
Residential	190	1,451,301
Total Real Value	1,120	7,698,693
Homestead	123	122,333
Veteran	1	21,399
Other	0	0
Total Exempt	124	143,732

TIF Increment Value		
Net Assessed		7,554,961
Under Protest	0	0
Senior Freeze	5	38,936
Capped Parcels	378	1,301,462

Personal	Count	Value
Agricultural	123	1,818,101
Commercial	71	36,259,305
Mobile Home	26	174,175
Total Personal	220	38,251,581
Total Exempt	0	0
TIF Increment Value		
Net Assessed		38,251,581
Under Protest	3	-13,956,108

Public Service	Count	Value
Total PS Value	23	9,605,246
TIF Increment Value		
Net Assessed		9,605,246
Under Protest	0	0

District Totals	Count	Value
Total Gross Value		55,555,520
Homestead Loss		122,333
Other Exemption Loss		21,399
TIF Increment Value		
Retained TIF Value		55,411,788
Net Assessed Value		55,411,788
Under Protest		-13,956,108



Real	Count	Value
Agricultural	6	8,735
Commercial	0	0
Residential	0	0
Total Real Value	6	8,735
Homestead	0	0
Veteran	0	0
Other	0	0
Total Exempt	0	0

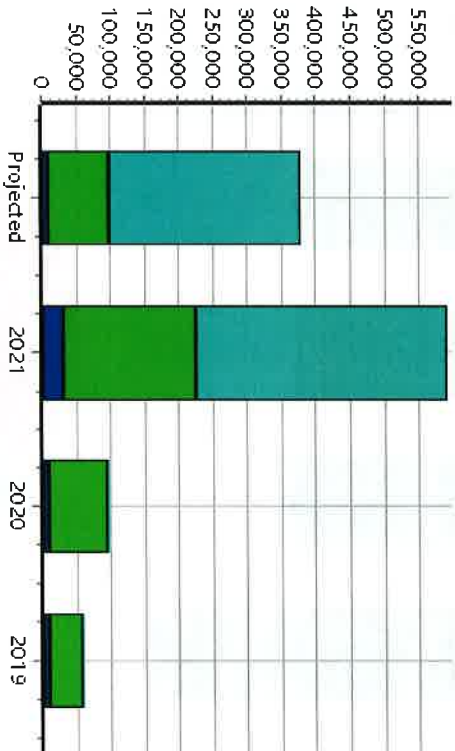
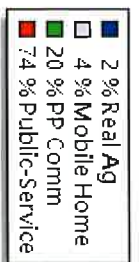
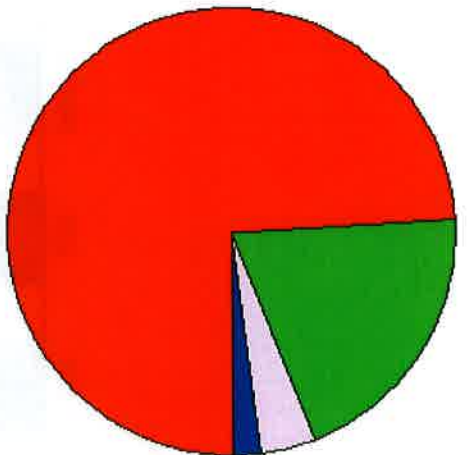
TIF Increment Value		
Net Assessed		8,735
Under Protest	0	0
Senior Freeze	0	0
Capped Parcels	0	0

Personal	Count	Value
Agricultural	0	0
Commercial	3	72,992
Mobile Home	1	16,487
Total Personal	4	89,479
Total Exempt	0	0

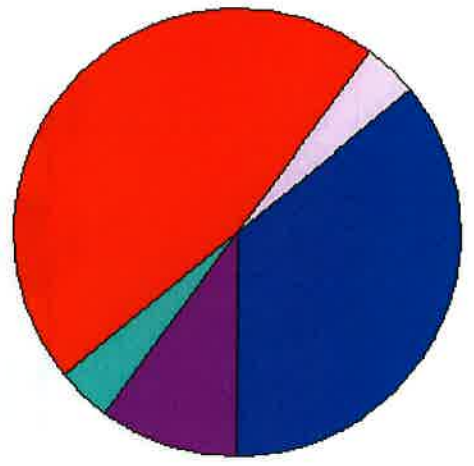
TIF Increment Value		
Net Assessed		89,479
Under Protest	2	-234,836

Public Service		
Total PS Value	5	280,002
TIF Increment Value		
Net Assessed		280,002
Under Protest	0	0

District Totals	Count	Value
Total Gross Value		378,216
Homestead Loss		0
Other Exemption Loss		0
TIF Increment Value		
Retained TIF Value		378,216
Net Assessed Value		378,216
Under Protest		-234,836

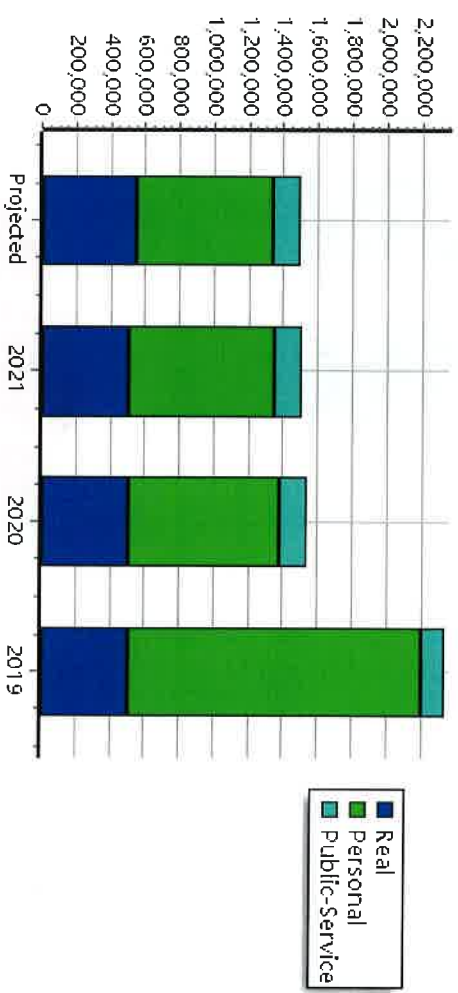


Real	Count	Value
Agricultural	104	549,612
Commercial	0	0
Residential	4	47,038
Total Real Value	108	596,650
Homestead	6	6,000
Veteran	1	51,828
Other	0	0
Total Exempt	7	57,828



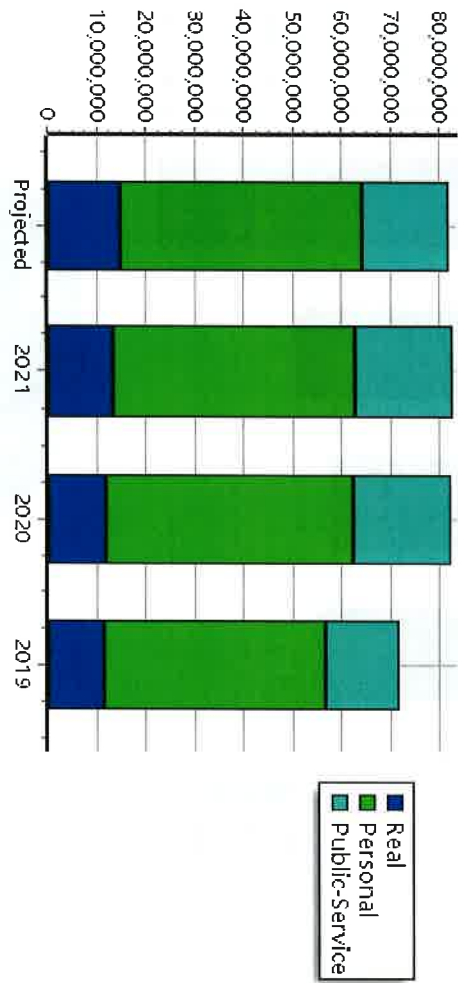
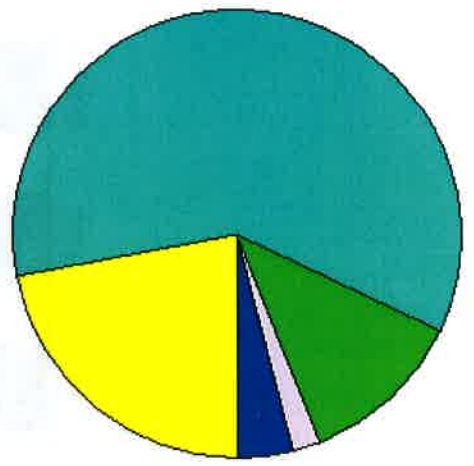
Real Ag	36%
Real Res	4%
Mobile Home	0%
PP Comm	46%
PP-Ag	4%
Public-Service	10%

Personal	Count	Value
Agricultural	12	55,045
Commercial	14	722,386
Mobile Home	3	11,538
Total Personal	29	788,969
Total Exempt	0	0
TIF Increment Value		
Net Assessed		788,969
Under Protest	3	-1,492,284
Public Service		
Total PS Value	7	163,483
TIF Increment Value		
Net Assessed		163,483
Under Protest	0	0



District Totals	Count	Value
Total Gross Value		1,549,102
Homestead Loss		6,000
Other Exemption Loss		51,828
TIF Increment Value		
Retained TIF Value		
Net Assessed Value		1,491,274
Under Protest		-1,492,284

Real	Count	Value
Agricultural	473	3,668,488
Commercial	52	898,918
Residential	822	10,682,807
Total Real Value	1,347	15,250,213
Homestead	235	232,843
Veteran	8	187,794
Other	0	0
Total Exempt	243	420,637
TIF Increment Value		
Net Assessed		14,829,576
Under Protest	0	0
Senior Freeze	17	122,841
Capped Parcels	772	3,833,647
Personal		
Agricultural	97	309,997
Commercial	100	48,687,957
Mobile Home	52	237,445
Total Personal	249	49,235,399
Total Exempt	0	0
TIF Increment Value		
Net Assessed		49,235,399
Under Protest	3	-65,366,897
Public Service		
Total PS Value	31	17,788,705
TIF Increment Value		
Net Assessed		17,788,705
Under Protest	0	0
District Totals		
Total Gross Value		82,274,317
Homestead Loss		232,843
Other Exemption Loss		187,794
TIF Increment Value		
Retained TIF Value		81,853,680
Net Assessed Value		81,853,680
Under Protest		-65,366,897



Real	Count	Value
Agricultural	192	1,830,608
Commercial	5	30,848
Residential	30	388,626
Total Real Value	227	2,250,082
Homestead	29	28,034
Veteran	1	13,451
Other	0	0
Total Exempt	30	41,485

TIF Increment Value		
Net Assessed		2,208,597
Under Protest	0	0
Senior Freeze	2	13,711
Capped Parcels	82	695,254

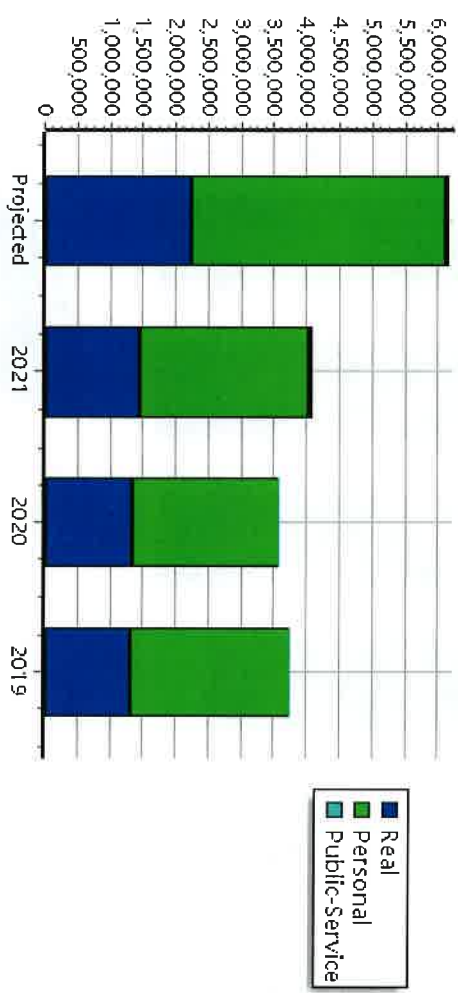
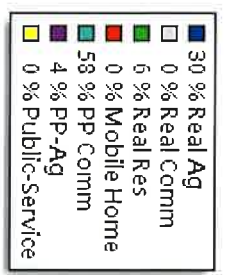
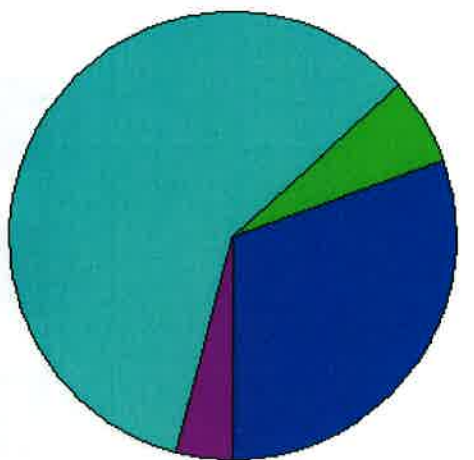
Personal	Count	Value
Agricultural	31	258,220
Commercial	30	3,609,189
Mobile Home	6	31,250
Total Personal	67	3,898,659
Total Exempt	0	0

TIF Increment Value		
Net Assessed		3,898,659
Under Protest	3	-5,230,064

Public Service	Count	Value
Total PS Value	5	52,434
TIF Increment Value		
Net Assessed		52,434
Under Protest	0	0

District Totals	Count	Value
Total Gross Value		6,201,175
Homestead Loss		28,034
Other Exemption Loss		13,451

TIF Increment Value		
Retained TIF Value		
Net Assessed Value		6,159,690
Under Protest		-5,230,064



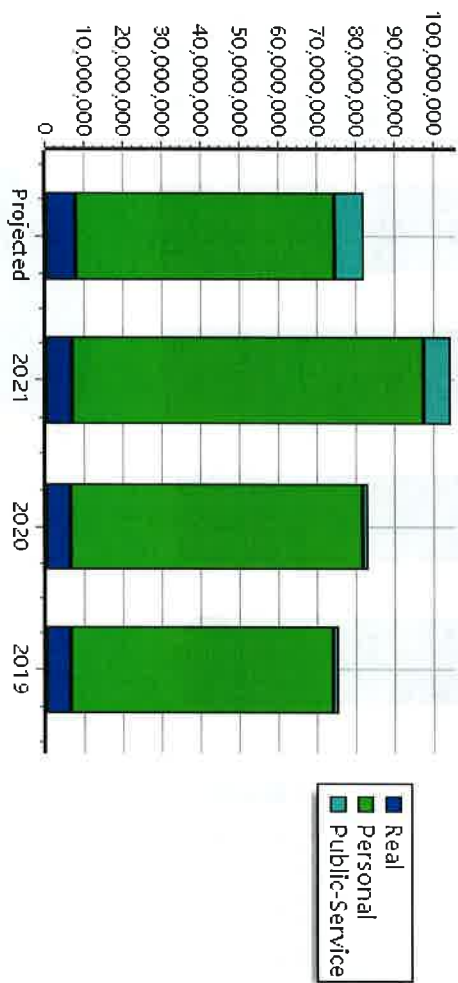
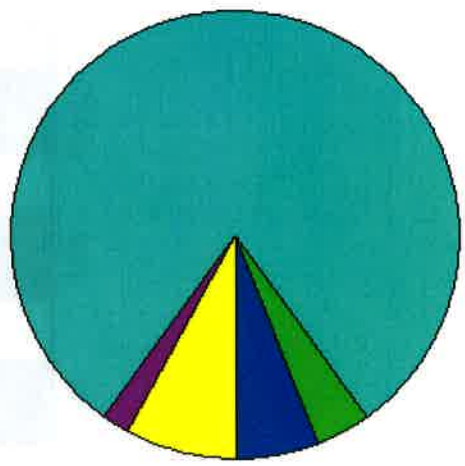
Real	Count	Value
Agricultural	815	4,421,387
Commercial	55	656,435
Residential	320	2,539,123
Total Real Value	1,190	7,616,945
Homestead	153	151,389
Veteran	2	19,832
Other	0	0
Total Exempt	155	171,221

TIF Increment Value		
Net Assessed		7,445,724
Under Protest	0	0
Senior Freeze	9	63,559
Capped Parcels	536	2,206,509

Personal	Count	Value
Agricultural	126	963,925
Commercial	107	65,808,672
Mobile Home	86	333,746
Total Personal	319	67,106,343
Total Exempt	0	0
TIF Increment Value		
Net Assessed		67,106,343
Under Protest	4	-185,349,607

Public Service	Count	Value
Total PS Value	27	7,266,088
TIF Increment Value		
Net Assessed		7,266,088
Under Protest	0	0

District Totals	Value
Total Gross Value	81,989,376
Homestead Loss	151,389
Other Exemption Loss	19,832
TIF Increment Value	
Retained TIF Value	81,818,155
Net Assessed Value	
Under Protest	-185,349,607



Real	Count	Value
Agricultural	1,074	7,814,145
Commercial	346	10,261,007
Residential	2,788	40,584,741
Total Real Value	4,208	58,659,893
Homestead	1,183	1,175,795
Veteran	18	355,461
Other	0	0
Total Exempt	1,204	1,531,256
TIF Increment Value		
Net Assessed		57,128,637
Under Protest	0	0
Senior Freeze	85	389,430
Capped Parcels	1,615	7,818,840
Personal		
Agricultural	227	1,993,850
Commercial	514	42,925,217
Mobile Home	165	788,852
Total Personal	906	45,707,919
Total Exempt	2	209,849
TIF Increment Value		
Net Assessed		45,498,070
Under Protest	4	-30,158,531
Public Service		
Total PS Value	39	22,739,337
TIF Increment Value		
Net Assessed		22,739,337
Under Protest	0	0
District Totals		
Total Gross Value		127,107,149
Homestead Loss		1,175,795
Other Exemption Loss		565,310
TIF Increment Value		
Retained TIF Value		125,366,044
Net Assessed Value		125,366,044
Under Protest		-30,158,531

